

# A guide to using Job Outlook

This guide helps you to explore the Australian Government's Job Outlook website at [www.joboutlook.gov.au](http://www.joboutlook.gov.au).

## What is Job Outlook?

Job Outlook provides information for more than 350 different occupations, to help you decide on future employment options.

This guide aims to provide simple step-by-step instructions on how to use Job Outlook to get the information you need in order to decide which occupation might be right for you. This could include finding information to help you better understand the characteristics of different occupations, including wages, past and future employment growth, training requirements and more.

If you are not sure what occupations you want to research, start by completing a career quiz or view occupational videos. Visit:

- [www.joboutlook.gov.au/careerquiz.aspx](http://www.joboutlook.gov.au/careerquiz.aspx)
- [www.myfuture.edu.au/change-direction](http://www.myfuture.edu.au/change-direction)
- [www.aatinfo.com.au/Career-Resources/Industry-Career-Information---Quizzes](http://www.aatinfo.com.au/Career-Resources/Industry-Career-Information---Quizzes)
- [www.aatinfo.com.au/Career-Resources/Occupational-Videos](http://www.aatinfo.com.au/Career-Resources/Occupational-Videos)

Once you have one (or a few) occupations in mind, come back to this guide to take a realistic look at what you'd like to get into.

## Getting started

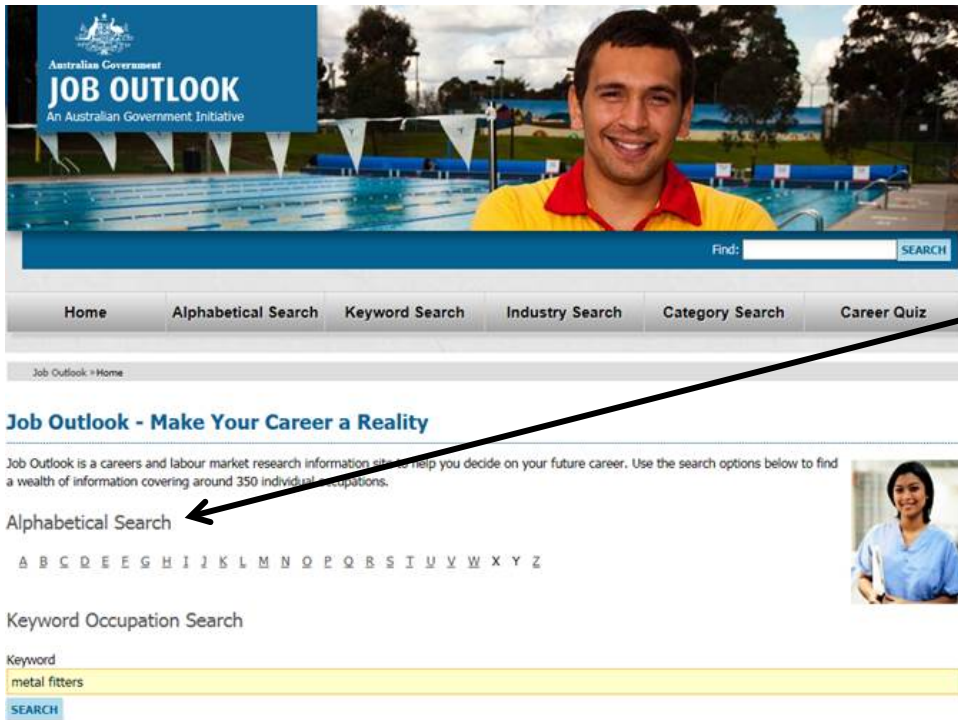
This guide will walk you through how to get answers to these questions:

- What sort of tasks would I need to perform?
- What skills and training might I need?
- How much could I expect to earn?
- How many hours per week would I be expected to work?
- Is there growing demand for this type of job or is it in decline?
- Are there jobs in regional centres or only in capital cities?

## Using Job Outlook to research occupations

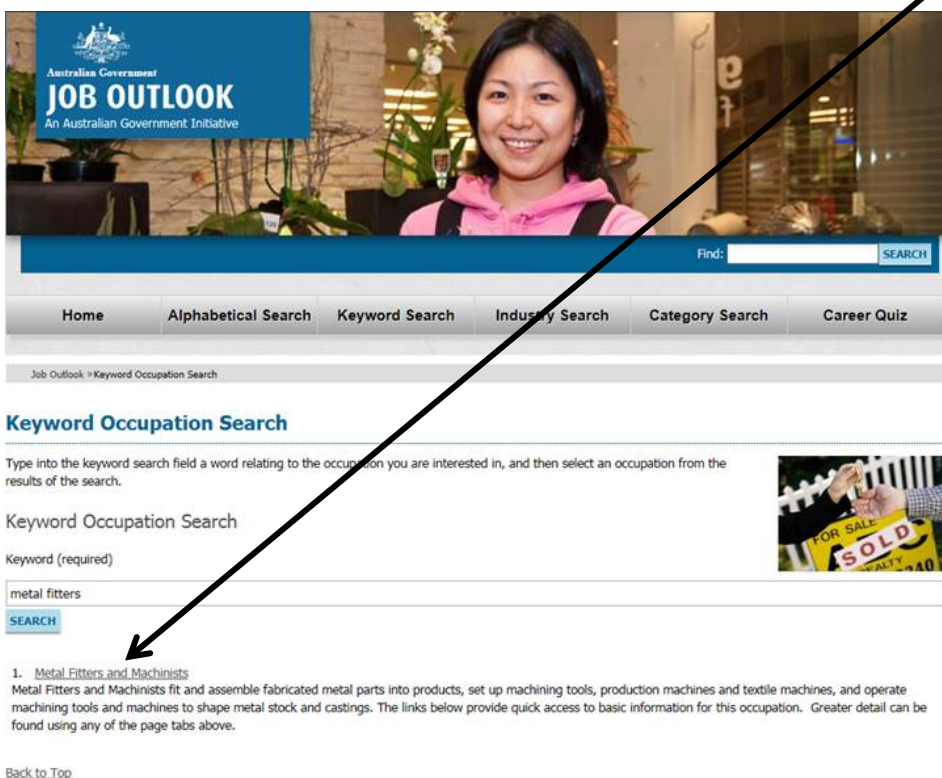
There is a lot of information available from the Job Outlook website.

- To start, go to [www.joboutlook.gov.au](http://www.joboutlook.gov.au).
  - Type in your occupation of interest at 'Keyword Occupation Search' - in this case 'metal fitters' - and click the blue 'Search' button.
- 



Alternatively, you can browse occupations by clicking on the A-Z search tabs. Select the relevant letter, and then scroll down and click on the most relevant occupation name from the list.

- Select the most relevant option from the list - in this case 'Metal Fitters and Machinists'.



# Overview

The first page you will see is the 'Overview' page. It describes the usual tasks performed by workers in the occupation.

## Metal Fitters and Machinists

OVERVIEW
PROSPECTS
STATISTICS
SKILLS
VACANCIES
TRAINING
REPORTS & LINKS

### Overview

Metal Fitters and Machinists fit and assemble fabricated metal parts into products, set up machining tools, production machines and textile machines, and operate machining tools and machines to shape metal stock and castings. The links below provide quick access to basic information for this occupation. Greater detail can be found using any of the page tabs above.

- [Job prospects](#)
- [Weekly earnings](#)
- [Occupation size](#)
- [Find Vacancies](#)
- [Find Training](#)
- [Browse Skills](#)

### Tasks

This occupation may include associated occupations with varying tasks.

- studying drawings and specifications to determine suitable material, method and sequence of operations, and machine settings
- fitting fabricated metal parts into products and assembling metal parts and subassemblies to produce machines and equipment
- checking fabricated and assembled metal parts for accuracy, clearance and fit using precision measuring instruments
- setting guides, stops and other controls on machining tools, setting up prescribed cutting and shaping tools and dies in machines and presses, and setting controls for textile machines
- forming metal stock and castings to fine tolerances using machining tools to press, cut, grind, plane, bore and drill metal
- cutting, threading, bending and installing hydraulic and pneumatic pipes and lines
- preparing pattern mechanisms to control the operation of textile machines used to spin, weave, knit, sew and tuft fabric
- diagnosing faults and performing operational maintenance of machines, and overhauling and repairing mechanical parts and fluid power equipment
- may erect machines and equipment on-site

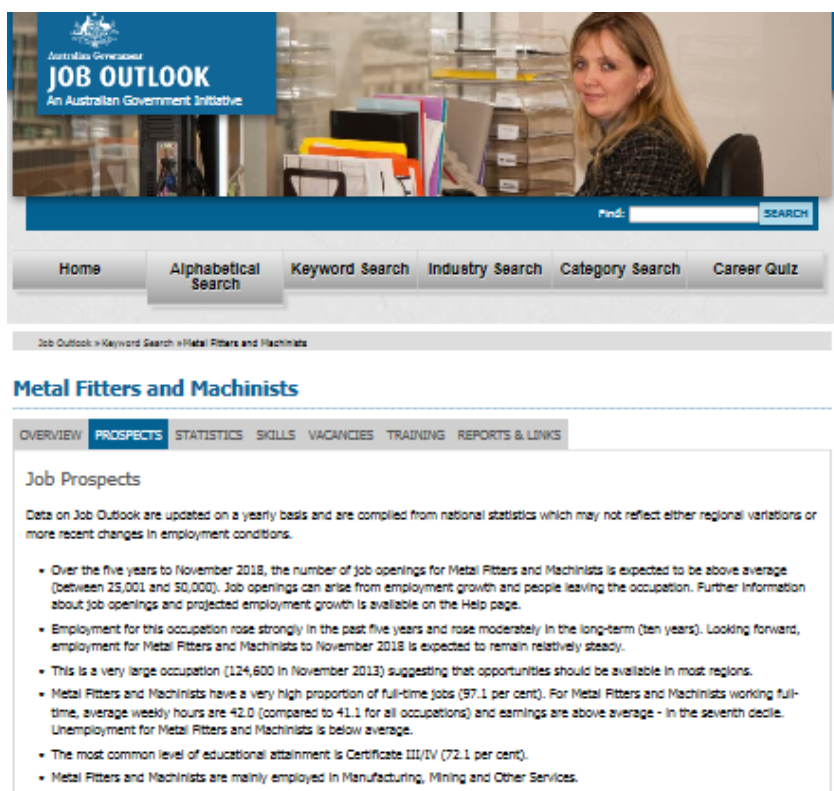
## Tasks

The tasks listed are a guide to the type of things you might do on a typical day in the occupation. Think about whether this is what you would like to be doing every day. Every job has enjoyable and more mundane or less exciting tasks so consider whether the majority (not all) of the tasks are ones you could handle doing daily.

## Employment Prospects

- Click on the 'Prospects' tab.

This page provides you with key indicators for the occupation, including the number of expected job openings, recent and projected jobs growth, and the proportion of people working full-time and part-time in the occupation.



The screenshot shows the Job Outlook website interface. At the top, there's a header with the Australian Government logo and 'JOB OUTLOOK An Australian Government Initiative'. Below this is a navigation bar with tabs: Home, Alphabetical Search, Keyword Search, Industry Search, Category Search, and Career Quiz. The 'Keyword Search' tab is active, and the search results for 'Metal Fitters and Machinists' are displayed. The page has a sub-header 'Metal Fitters and Machinists' and a navigation bar with tabs: OVERVIEW, PROSPECTS, STATISTICS, SKILLS, VACANCIES, TRAINING, and REPORTS & LINKS. The 'PROSPECTS' tab is selected. The main content area is titled 'Job Prospects' and contains a paragraph of introductory text followed by a bulleted list of key indicators.

**Job Prospects**

Data on Job Outlook are updated on a yearly basis and are compiled from national statistics which may not reflect either regional variations or more recent changes in employment conditions.

- Over the five years to November 2018, the number of job openings for Metal Fitters and Machinists is expected to be above average (between 25,001 and 50,000). Job openings can arise from employment growth and people leaving the occupation. Further information about job openings and projected employment growth is available on the Help page.
- Employment for this occupation rose strongly in the past five years and rose moderately in the long-term (ten years). Looking forward, employment for Metal Fitters and Machinists to November 2018 is expected to remain relatively steady.
- This is a very large occupation (124,600 in November 2013) suggesting that opportunities should be available in most regions.
- Metal Fitters and Machinists have a very high proportion of full-time jobs (97.1 per cent). For Metal Fitters and Machinists working full-time, average weekly hours are 42.0 (compared to 41.1 for all occupations) and earnings are above average - in the seventh decile. Unemployment for Metal Fitters and Machinists is below average.
- The most common level of educational attainment is Certificate III/IV (72.1 per cent).
- Metal Fitters and Machinists are mainly employed in Manufacturing, Mining and Other Services.

### WHAT DOES THIS INFORMATION MEAN?

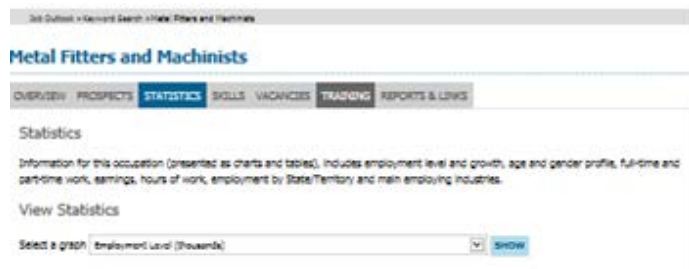
**Job Openings** is the number of vacancies expected to be generated in an occupation by workers leaving or by new jobs being created.

If the occupation size is expected to **grow**, it means there are likely to be more jobs available in the future. If it is expected to decline, that doesn't mean there won't be jobs advertised, but the number of job opportunities may diminish over time.

Knowing how much **full-time / part-time** work there is in the occupation is also important. For example, if you want to work full-time but only 20% of people work full-time in the occupation, that may indicate there isn't much full-time work available.

## Statistics

- Click on the 'Statistics' tab.
- Under View Statistics, select 'Show All' from the drop down menu and click on the blue 'Show' button.

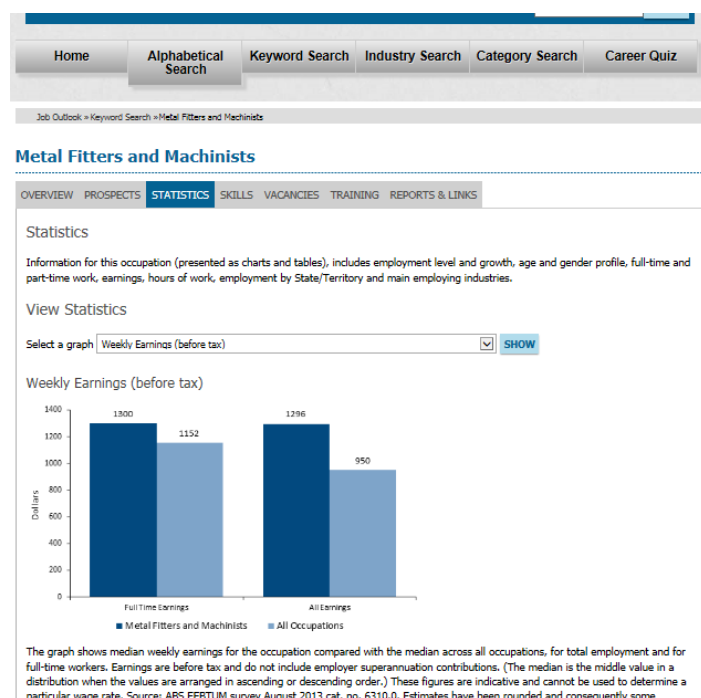


The Statistics page provides a range of useful information for your selected occupation (presented as charts and tables), including:

- weekly earnings
- employment level and growth
- age and gender profile
- expected weekly working hours
- employment by State/Territory and
- main employing industries.

## Earnings

The first chart on the page gives you an indication of weekly earnings in the occupation (before tax) compared with earnings across all occupations. The left-hand side of the chart shows earnings information for **full-time** workers only, while the right-hand side of the chart shows earnings information for full-time and part-time workers combined. It is usually more useful to look at earnings for full-time workers only, as the combined information is strongly influenced by the full-time / part-time mix within the occupation.



### WHAT DOES THIS INFORMATION MEAN?

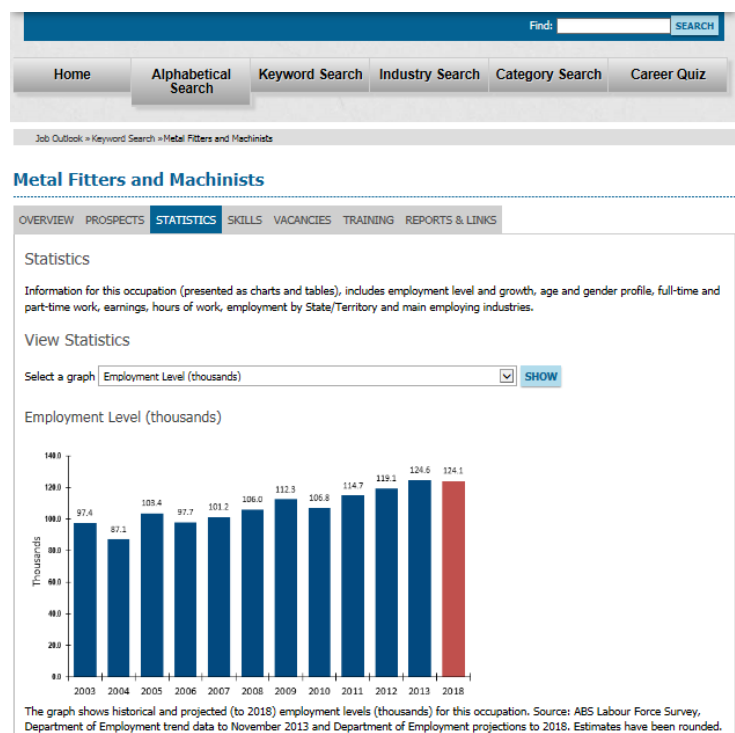
In this example, full-time earnings are \$1300 per week, somewhat higher than the \$1152 per week across all occupations.

Using this as a **rough guide only** you can work out if, by working in this occupation, you will be able to meet your financial obligations.

(Remember, these earnings figures are before tax.)

## How many people work in the occupation?

The 'Employment Level' chart shows you how the occupation size has changed over the past 10 years. The red bar shows what the employment level is expected to be in five years' time. The Recent Job Growth chart shows you the change in occupation size in per cent terms over the past five years and past two years.



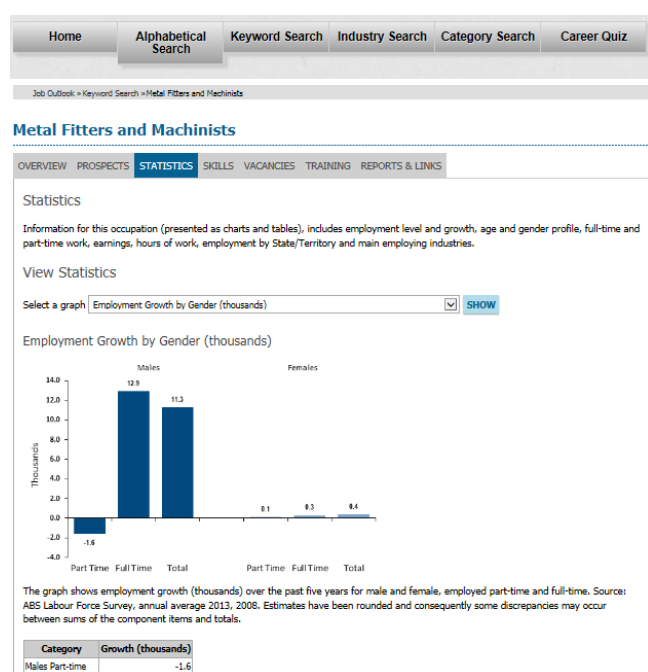
### WHAT DOES THIS INFORMATION MEAN?

These charts give you an indication of whether the occupation is growing or shrinking. Use this information alongside the information provided in the 'Prospects' tab to get an idea of whether there will be more or less work available in the future.

In this example, the employment level has been steadily rising, suggesting increasing opportunities, although it is projected to be steady over the five years to 2018.

## Employment growth by gender

The 'Employment Growth by Gender' chart shows how much of the employment growth in the occupation over the past five years has been among males / females and how much has been among full-time / part-time workers.



### WHAT DOES THIS INFORMATION MEAN?

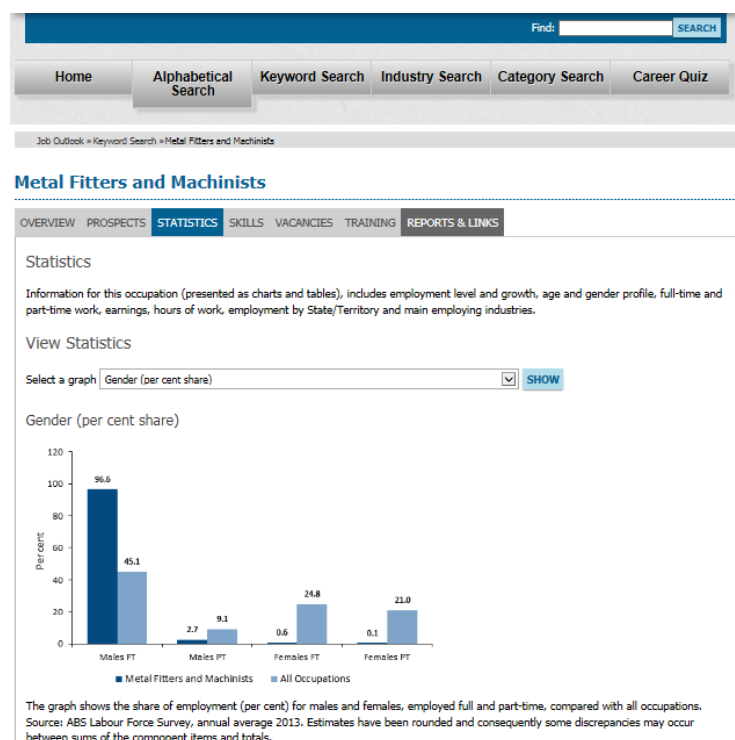
This information provides an indication of how the mix of males / females and full-time / part-time work in the occupation may be changing.

In this example, almost all of the growth has been among males working full-time, reflecting the occupation's male, full-time profile (see next section).



## How many females/ males are employed in the occupation?

The 'Gender' chart shows what percentage of the occupation is male / female and working full-time / part-time.

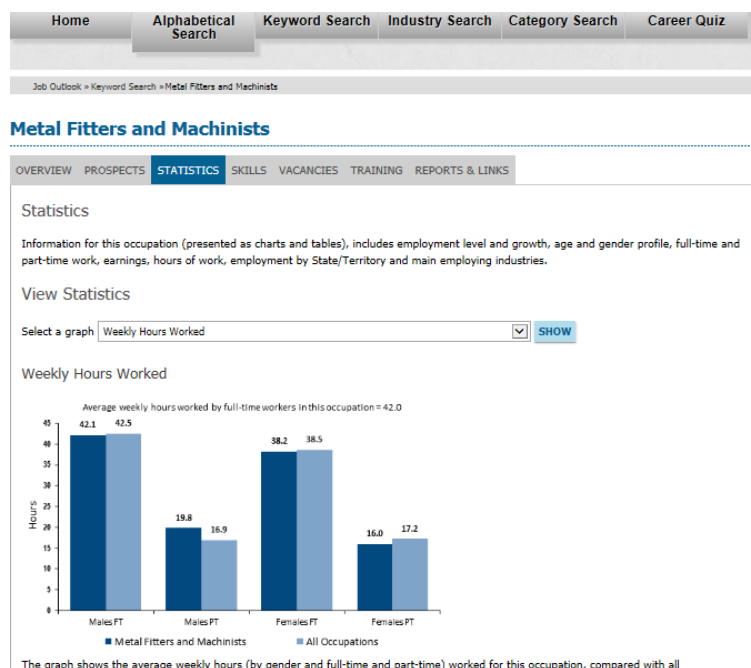


### WHAT DOES THIS INFORMATION MEAN?

This information provides an indication of the occupation's work environment in terms of the mix of genders and full-time / part-time work. In this example, male full-time workers comprise 96.6 per cent of employment in the occupation, suggesting that females and part-time workers may find relatively few opportunities in this occupation.

## How many hours am I likely to work?

The 'Weekly Hours Worked' chart shows the average weekly hours worked by males / females and full-time / part-time workers in the occupation, compared with the average across all occupations.



### WHAT DOES THIS INFORMATION MEAN?

In this example, the average weekly hours for full-time workers is 42 hours.

Consider whether you would be prepared to work this number of hours, keeping in mind that your hours may vary from the average.

## Are experienced workers likely to be leaving the industry in the next few years and will there be more work available?

The 'Age Profile' chart shows how the occupation's workforce is spread by age.

### Metal Fitters and Machinists

OVERVIEW PROSPECTS **STATISTICS** SKILLS VACANCIES TRAINING REPORTS & LINKS

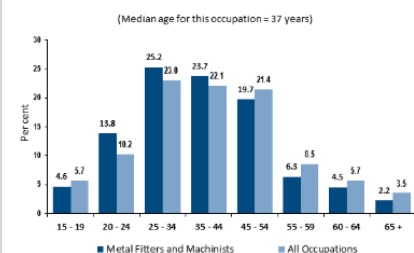
#### Statistics

Information for this occupation (presented as charts and tables), includes employment level and growth, age and gender profile, full-time and part-time work, earnings, hours of work, employment by State/Territory and main employing industries.

#### View Statistics

Select a graph

#### Age Profile (per cent share)



The graph shows the share of employment (per cent) by age group for this occupation, compared with all occupations. Source: ABS Labour Force Survey, annual average 2013. Estimates have been rounded and consequently some discrepancies may occur between sums of the component items and totals.

Age Bracket	Occupation (per cent share)	All Occupations (per cent share)
15-19	4.6	5.7
20-24	13.8	10.2
25-34	25.2	23.0
35-44	23.7	22.1
45-54	19.7	21.4

#### WHAT DOES THIS INFORMATION MEAN?

The age profile of Metal Fitters and Machinists is quite young, with higher proportions of workers in the younger age groups. Even so, 13 per cent of workers are aged 55 and over and these workers are likely to retire in the coming years which will open up new opportunities.

## Where are the jobs in this occupation?

The 'Employment by State and Territory' chart shows what percentage of the occupation's workforce is located in each Australian state and territory.

### Metal Fitters and Machinists

OVERVIEW PROSPECTS **STATISTICS** SKILLS VACANCIES TRAINING REPORTS & LINKS

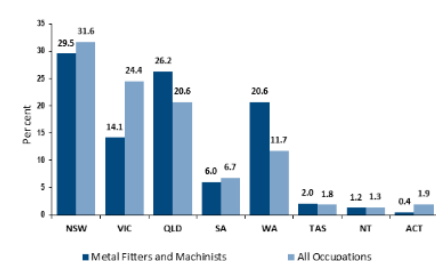
#### Statistics

Information for this occupation (presented as charts and tables), includes employment level and growth, age and gender profile, full-time and part-time work, earnings, hours of work, employment by State/Territory and main employing industries.

#### View Statistics

Select a graph

#### Employment by State and Territory (per cent share)



The graph shows the State share of employment (per cent) for this occupation, compared with all occupations. Source: ABS Labour Force Survey, annual average 2013. Estimates have been rounded and consequently some discrepancies may occur between sums of the component items and totals.

State	Occupation (per cent share)	All Occupations (per cent share)
NSW	29.5	31.6
VIC	14.1	24.4
QLD	26.2	20.6
SA	6.0	6.7

#### WHAT DOES THIS INFORMATION MEAN?

The majority of jobs in an occupation may be outside of your home state or territory. Consider whether you may be prepared to relocate to where the jobs are.

For example, employment of Metal Fitters and Machinists is concentrated in NSW, Queensland and WA. Tasmania, NT and ACT employ relatively few workers in this occupation.



The 'Main Employing Industries' chart shows the industries that employ the largest percentages of workers in the occupation.

### Metal Fitters and Machinists

OVERVIEW PROSPECTS **STATISTICS** SKILLS VACANCIES TRAINING REPORTS & LINKS

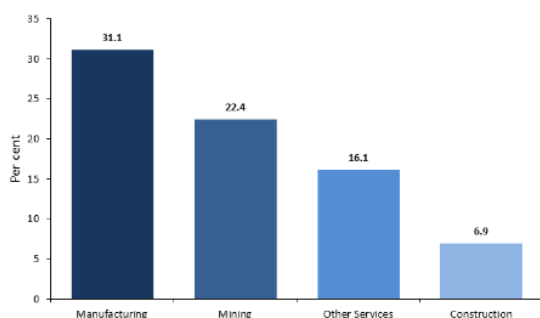
#### Statistics

Information for this occupation (presented as charts and tables), includes employment level and growth, age and gender profile, full-time and part-time work, earnings, hours of work, employment by State/Territory and main employing industries.

#### View Statistics

Select a graph: Main Employing Industries (per cent share) ☒ **SHOW**

#### Main Employing Industries (per cent share)



The graph shows, for this occupation, the industries (up to four) with the largest share of employment. The industries are based on the Australian and New Zealand Standard Industrial Classification (ANZSIC 06). Source: ABS Labour Force Survey, annual average 2013. Estimates have been rounded and consequently some discrepancies may occur between sums of the component items and totals.

#### WHAT DOES THIS INFORMATION MEAN?

The spread of industries can be an indicator of job prospects. If there is a wide spread of industries that employ people in the occupation, there may be opportunities elsewhere if one particular industry is suffering a downturn during your career.

## What education level will I need to work in this occupation?

The 'Educational Attainment' chart shows the spread of educational attainment among workers in the occupation.

Job Outlook » Keyword Search » Metal Fitters and Machinists

### Metal Fitters and Machinists

OVERVIEW PROSPECTS **STATISTICS** SKILLS VACANCIES TRAINING REPORTS & LINKS

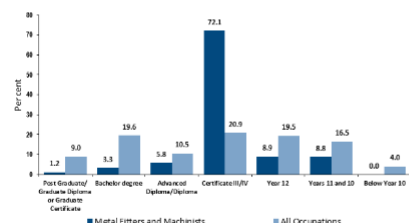
#### Statistics

Information for this occupation (presented as charts and tables), includes employment level and growth, age and gender profile, full-time and part-time work, earnings, hours of work, employment by State/Territory and main employing industries.

#### View Statistics

Select a graph: Educational Attainment (per cent of employment) ☒ **SHOW**

#### Educational Attainment (per cent of employment)



The graph shows the highest educational attainment (per cent share of employment) for this occupation compared with all occupations. Source: ABS 2013 Survey of Education and Work (SEW). The measure of overall educational attainment is the ABS 'HEAP' variable, which regards successful completion of Years 12, 11 or 10 of school as a higher attainment than a Certificate II coupled with any lower level of schooling. Estimates have been rounded and consequently some discrepancies may occur between sums of the component items and totals.

Type of qualification	Occupation (per cent share)	All Occupations (per cent share)
Post Graduate/Graduate Diploma or Graduate Certificate	1.2	9.0
Bachelor degree	3.3	19.6

#### WHAT DOES THIS INFORMATION MEAN?

The spread of qualification levels in an occupation gives you an idea of the level of qualification you might need to enter the occupation and how important it may or may not be to have a qualification at a certain level to be able to work in the occupation.

Some occupations, for example 100% of doctors, will have achieved a very high level qualification before entering the occupation whereas an occupation like welfare support workers has a much more varied spread across all the qualification levels.

Where an occupation has a high percentage of workers who have attained a Certificate III/IV as their highest level of education, it is likely to be due to an apprenticeship being the main entry point to the occupation. This is the case for Metal Fitters and Machinists, where 72.1% of workers have a Certificate III/IV as their highest qualification.

## Skills

- Click on the 'Skills' tab.

This page provides data on the skills, knowledge, abilities, job environment, work values, activities and tasks associated with the occupation.

- Under 'View Knowledge, Skills and Abilities', select an attribute – for example 'Abilities' and click the blue 'Show' button to view examples of the types of physical abilities that are important in this occupation.

Job Outlook » Keyword Search » Metal Fitters and Machinists

### Metal Fitters and Machinists

OVERVIEW PROSPECTS STATISTICS **SKILLS** VACANCIES TRAINING REPORTS & LINKS

#### Knowledge, Skills and Abilities

This page provides data, sourced from the United States Occupational Information Network (O\*Net) on skills, knowledge, abilities, interests, job environment, work values, activities and tasks for the best fit O\*Net occupation.

View Knowledge, Skills and Abilities

Select an attribute: Skills, Knowledge, **Abilities**, Interests, Job Environment, Work Values, Activities, Tasks, Show All

Skills are developed by this occupation are: The most important skills for

Skill	Importance (%)	Description
Troubleshooting	80	Determining causes of operating errors and deciding what to do about it.
Equipment Maintenance	77	Performing routine maintenance on equipment and determining when and what kind of maintenance is needed.
Repairing	77	Repairing machines or systems using the needed tools.
Operation Monitoring	75	Watching gauges, dials, or other indicators to make sure a machine is working properly.
Operation and Control	70	Controlling operations of equipment or systems.
Quality Control Analysis	70	Conducting tests and inspections of products, services, or processes to evaluate quality or performance.
Critical Thinking	67	Using logic and reasoning to identify the strengths and weaknesses of alternative solutions, conclusions or approaches to problems.
Equipment Selection	65	Determining the kind of tools and equipment needed to do a job.
Complex Problem Solving	62	Identifying complex problems and reviewing related information to develop and evaluate options and implement solutions.
Monitoring	62	Monitoring/Assessing performance of yourself, other individuals, or organizations to make improvements or take corrective action.
Active Listening	60	Giving full attention to what other people are saying, taking time to understand the points being made, asking questions as appropriate, and not interrupting at inappropriate times.
Judgment and Decision Making	60	Considering the relative costs and benefits of potential actions to choose the most appropriate one.
Reading Comprehension	60	Understanding written sentences and paragraphs in work related documents.
Speaking	60	Talking to others to convey information effectively.
Active Learning	47	Understanding the implications of new information for both current and future problem-solving

Consider whether you have (or are willing to acquire) the skills, knowledge, abilities and interests for the job, and whether the job environment, work values, activities and tasks are appealing to you.

For example, being a Metal Fitter and Machinist requires the abilities of precision control, manual dexterity, and a steady hand, while the job environment involves exposure to contaminants and hazardous equipment. This type of job will not suit everybody.

## Vacancies

- Click on the 'Vacancies' tab.

This page will take you to current vacancies for this occupation in your state/territory on the Australian JobSearch website at [www.jobsearch.gov.au](http://www.jobsearch.gov.au). Click on your state or territory on the map, or from the state / territory links beside it.


Job Outlook » Keyword Search » Metal Fitters and Machinists

### Metal Fitters and Machinists

OVERVIEW PROSPECTS STATISTICS **VACANCIES** TRAINING REPORTS & LINKS

#### Find Vacancies

To search for vacancies on [JobSearch](http://www.jobsearch.gov.au) for this occupation, select from the list below or the map of Australia.



[ACT](#)
[NSW](#)
[NT](#)
[QLD](#)
[SA](#)
[TAS](#)
[VIC](#)
[WA](#)

Australian JobSearch is a free online jobs website. It is funded and operated by the Australian Government to assist job seekers find employment and connect employers with quality staff.

## Training

- Click on the 'Training' tab.

This page will take you to information on relevant training courses available in your state or territory, available from the myfuture website at [www.myfuture.gov.au](http://www.myfuture.gov.au).

Click on your state or territory on the map, or from the state / territory links beside it.


Job Outlook » Keyword Search » Metal Fitters and Machinists

### Metal Fitters and Machinists

OVERVIEW PROSPECTS STATISTICS SKILLS VACANCIES **TRAINING** REPORTS & LINKS

#### Find Training

For information on education and training courses on the [myfuture](http://www.myfuture.gov.au) website select from the list below or the map of Australia.



- ACT• NSW•
- NT• QLD•
- SA• TAS•
- VIC• WA•

Myfuture is Australia's free online career information service that assists career planning, career pathways and work transitions.

## Reports and Links

- Click on the 'Reports and Links' tab.

From this page, you can access a range of further information on this occupation.

Job Outlook » Keyword Search » Metal Fitters and Machinists

### Metal Fitters and Machinists

OVERVIEW PROSPECTS STATISTICS SKILLS VACANCIES TRAINING **REPORTS & LINKS**

#### Reports and Links

Occupation-specific links and reports are presented here, including information on [myfuture](http://www.myfuture.gov.au) and the United States [Occupational Information Network](http://www.onet.org) (O\*Net). The links are to the best fit occupation.

- Myfuture: [Metal Fitters and Machinists](#)
- O\*Net: [Mobile Heavy Equipment Mechanics, Except Engines](#)
- Occupational Bulletin [Metal Fitters and Machinists \(PDF\)](#)
- Occupational Bulletin [Metal Fitters and Machinists \(DOC\)](#)

The Occupational Bulletins provide a 1 page printable summary of the key information for the occupation. If you have several occupations under consideration, print out their bulletins so you can compare them.

**Activity:** After working through this guide you can use the same process to research occupations of interest to you and record the key facts in this table. This will help you compare occupations at a later date.

<b>Job Aspects</b>	<b>Occupation:</b>	<b>Occupation:</b>	<b>Occupation:</b>
List the tasks you'd expect to undertake in this occupation			
What are the current and future prospects of getting employment in this occupation?			
What are the weekly earnings for this occupation?			
How many people work in the occupation? How many females/ males if a non-traditional occupation?			
How many hours can I expect to work? Availability of full time/ part time hours			
Will experienced workers be leaving the industry in the next few years to make room for me? Will there be more work available?			
Where are the jobs? Locations and industries which employ the occupation			
Education and skills What kind of education and skills are needed for this role?			